

# Counsel Focus Equity Portfolio Series A

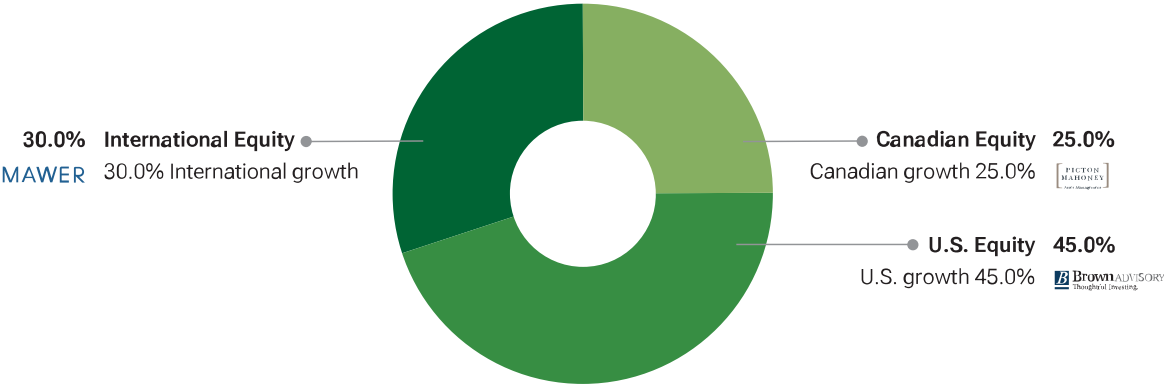
March 31, 2025

A diversified portfolio that seeks to achieve long-term capital growth. The portfolio will primarily invest either directly, or through securities of other investment funds, in equity securities of a variety of Canadian, U.S. and international issuers.

## Is this portfolio right for you?

- Designed to provide growth potential through a concentrated selection of globally diversified, high conviction, growth-oriented equities.
- Monthly distributions.

## Neutral portfolio allocation<sup>1</sup>



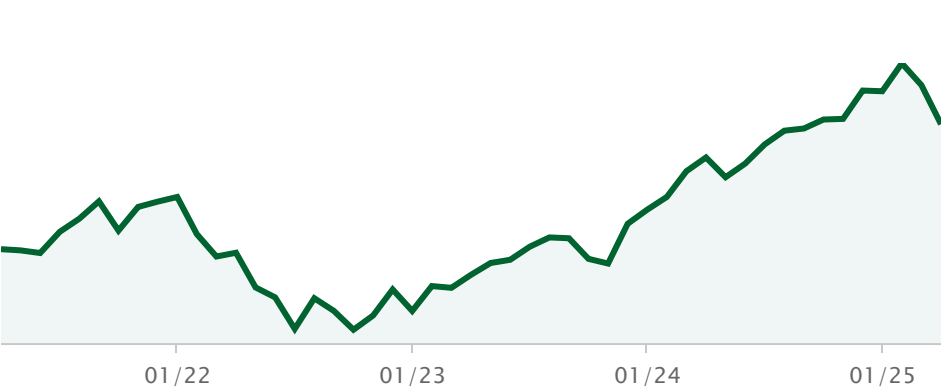
## Annualized performance (%)

Period	1 mth	3 mths	6 mths	1 yr	3 yr	5 yr	10 yr	Inception return
Series A	-5.8	-4.9	-0.7	5.5	7.8	-	-	5.7

## Performance (%) calendar year returns

Period	2015	2016	2017	2018	2019	2020	2021	2022	2023	2024	YTD
Series A	-	-	-	-	-	-	-	-20.3	22.6	21.6	-4.9

## Historical performance (%) Current value of \$10,000



## Key data

Fund type	Global Equity
Fund code	CGF429
Inception date	April 20, 2021
Mgmt. fee	1.85%
Admin. fee	0.15%
MER	2.26%

## Distribution frequency

Income	Monthly
Capital gains	Annual
Distributions	-

Distributions represent the annual distributions paid during 2024

## Risk tolerance

Medium

## Portfolio characteristics

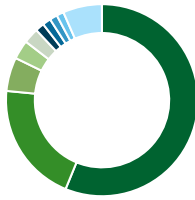
Dividend yield	1.1%
----------------	------

## Investment

Min.	Subsq.	RRSP eligible
\$500	\$100	Yes

# Counsel Focus Equity Portfolio Series A

How the fund is invested<sup>2</sup> as at Jan 31, 2025



Asset allocation	(%)	Geographic allocation	(%)	Sector allocation	(%)
US Equity	55.6	United States	56.3	Technology	34.5
International Equity	23.0	Canada	20.4	Financial Services	22.5
Canadian Equity	18.2	United Kingdom	5.7	Healthcare	8.7
Cash and Equivalents	2.8	Japan	3.2	Consumer Services	8.0
Income Trust Units	0.4	Netherlands	2.6	Industrial Services	5.7
		China	1.5	Industrial Goods	4.6
		Ireland	1.4	Energy	3.9
		Italy	1.3	Basic Materials	3.9
		France	1.2	Cash and Cash Equivalent	2.8
		Other	6.6	Other	5.4

## Top holdings

Underlying funds/holdings	(%) of NAV
Counsel U.S. Growth Equity	55.8
Counsel International Growth	24.3
Counsel Canadian Growth	19.9

Top equity holdings	(%) of NAV
Amazon.com Inc	4.6
Microsoft Corp	3.8
NVIDIA Corp	3.7
KKR & Co Inc	2.7
Visa Inc Cl A	2.4
Marvell Technology Inc	2.3
Intuit Inc	2.3
Alphabet Inc Cl A	2.1
ServiceNow Inc	2.0
Progressive Corp	2.0

## Why Invest with Counsel Portfolios

Our Portfolio Management team builds and maintains our portfolios based on in-depth analysis to align to a broad range of investor risk profiles. We take an unbiased approach when choosing our money managers by incorporating a proprietary and disciplined methodology for researching and selecting independent asset managers from across the globe. Each manager is monitored and held accountable to their mandate to help ensure our investors have the best chance at achieving their financial goals.

## Counsel Focus Equity Portfolio Series A

<sup>1</sup>The asset allocation weights depicted above represent the neutral allocations for the fund and may differ from the current allocation. The neutral allocation may comprise a combination of investments in equities, fixed income securities, securities that are designed to track a market index or other securities. Canada Life Investment Management Ltd., the portfolio manager of the fund, has the discretion to change the allocation without prior notice. <sup>2</sup>Effective holdings of the fund are held either directly, or through an underlying mutual fund. Asset allocations reflected are as a percentage of the fund's net asset value. Individual securities held by ETFs are not reflected in the Fund's Top Holdings listings. For money market fund reports: The current yield is an annualized historical yield based on the seven-day period ended on the date noted above and does not represent an actual one-year return. For information on the fund or any underlying Counsel funds, please read the Fund Facts, Simplified Prospectus and/or other reporting documents before investing, available at [www.counselportfolios.ca](http://www.counselportfolios.ca). All third-party marks are used with permission.

Note: Occasionally, a negative value may be reported for Cash holdings that reflects the sale of securities and/or redemption transactions that have not settled at month end.

Distribution of the chart, history standard and short-term reports are not permitted without including the fund profile long-term report. Commissions, trailing commissions, management fees, and expenses all may be associated with mutual fund investments. Please read the prospectus before investing. The performance data provided assumes reinvestment of distributions only and does not take into account sales, redemption, distribution, or optional charges or income taxes payable by any securityholder that would have reduced returns. Mutual fund securities are not covered by the Canada Deposit Insurance Corporation or by any other government deposit insurer. There can be no assurances that the fund will be able to maintain its net asset value per security at a constant amount or that the full amount of your investment in the fund will be returned to you. Past performance may not be repeated. Reports produced using this website are for information purposes only. Canada Life Investment Management Ltd., and their affiliates, representatives, and third-party content providers do not warrant the accuracy, completeness, or timeliness of this website or any content, and shall not be responsible for investment decisions, damages, or other losses resulting from the use of this website or its content. The only true report on unit values is the periodic statement prepared and sent by the mutual fund company. Counsel mutual funds are managed by Canada Life Investment Management Ltd., a wholly owned indirect subsidiary of The Canada Life Assurance Company ("Canada Life"). Canada Life is a majority owned subsidiary of Great-West Lifeco Inc. (TSX: GWO) and a member of the Power Corporation of Canada group of companies.