

# IPC Private Wealth Visio Income Pool Series I

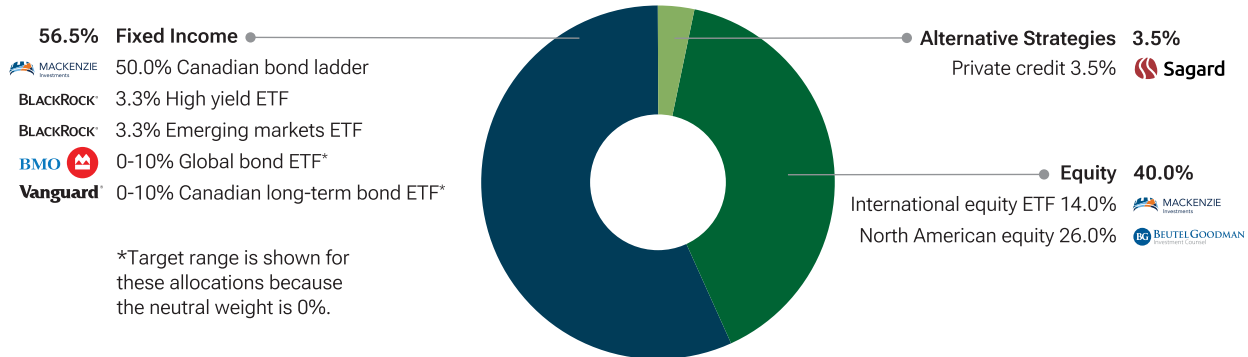
March 31, 2026

The pool seeks to provide investors with regular income with some emphasis on capital preservation and the potential for modest capital growth by investing either directly, or through securities of other investment funds, in equity and fixed-income securities of a variety of North American and international issuers.

## Is this portfolio right for you?

- Designed to provide income and long-term capital growth potential.
- Access to a concentrated selection of equity and fixed-income securities combined with ETFs.
- Monthly distributions.

## Neutral portfolio allocation<sup>1</sup>



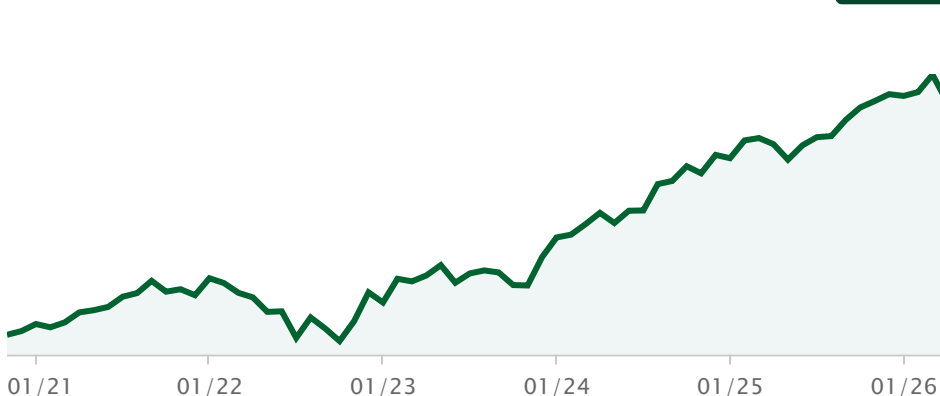
## Annualized performance (%)

Period	1 mth	3 mths	6 mths	1 yr	3 yr	5 yr	10 yr	Inception return
Series I	-2.8	-0.6	0.6	4.7	7.1	5.2	-	5.4

## Performance (%) calendar year returns

Period	2016	2017	2018	2019	2020	2021	2022	2023	2024	2025	YTD
Series I	-	-	-	-	-	6.4	-3.2	8.8	9.9	7.1	-0.6

## Historical performance (%) Current value of \$10,000



## Key data

Fund type	Global Fixed Income Balanced
Fund code	CGF516
Inception date	November 6, 2020
Mgmt. fee	0.75%
Admin. fee	0.15%
MER	0.19%

## Distribution frequency

Income	Monthly
Capital gains	Annual
Distributions	-

Distributions represent the annual distributions paid during 2025

## Risk tolerance

Low

## Portfolio characteristics

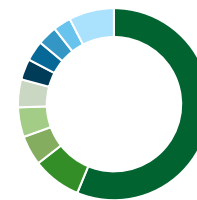
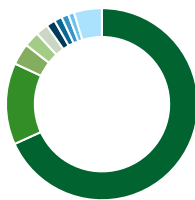
Dividend yield	2.9%
Yield to maturity	3.3%
Duration (years)	3.1
Average credit rating	A-

## Investment

Min.*	Subsq.	RRSP eligible
\$150,000	\$100	Yes

# IPC Private Wealth Visio Income Pool Series I

How the fund is invested<sup>2</sup> as at Jan 31, 2026



Asset allocation	(%)	Geographic allocation	(%)	Sector allocation	(%)
Domestic Bonds	49.8	Canada	68.0	Fixed Income	56.2
International Equity	17.2	United States	13.7	Financial Services	8.2
Canadian Equity	14.5	Japan	3.6	Consumer Services	5.0
US Equity	8.1	Switzerland	2.6	Healthcare	5.0
Foreign Bonds	6.4	United Kingdom	2.1	Technology	4.7
Cash and Equivalents	3.0	Ireland	1.5	Basic Materials	3.5
Income Trust Units	1.0	Germany	1.3	Telecommunications	3.4
		France	1.2	Real Estate	3.3
		Australia	1.0	Cash and Cash Equivalent	3.0
		Other	4.7	Other	7.6

## Top holdings

Underlying funds/holdings	(%) of NAV
Counsel Core Fixed Income	43.2
Counsel Canadian Value	28.7
Mackenzie International Equity Index ETF (QDX)	14.7
BMO Aggregate Bond Index ETF (ZAG)	5.1
iShares Broad USD High Yield Corp Bond ETF (USHY)	4.0
iShares JP Morgan EM Corp Bond ETF (CEMB)	2.5
Sagard Private Credit LP - CPVI3	2.5

Top equity holdings	(%) of NAV
PPG Industries Inc	1.4
Merck & Co Inc	1.4
Medtronic PLC	1.4
CCL Industries Inc CI B	1.3
Rogers Communications Inc CI B	1.3
Chubb Ltd	1.3
Toronto-Dominion Bank	1.3
CGI Inc CI A	1.3
Boyd Group Services Inc	1.2
Alimentation Couche-Tard Inc	1.2

Top fixed income holdings	(%) of NAV
Alberta Province 2.05% 01-Jun-2030	7.3
Ontario Province 2.70% 02-Jun-2029	7.1
Canada Government 3.25% 01-Sep-2028	4.0
Canadian Imperial Bank of Commerce F/R 13-Jan-2032	2.8
Sagard Private Credit LP - CPVI3	2.5
JPMorgan Chase & Co 1.90% 05-Mar-2027	2.4
Bank of Nova Scotia 3.73% 27-Jun-2031	2.4
John Deere Financial Inc 4.95% 14-Jun-2027	2.3
Teranet Holdings LP 3.72% 23-Feb-2029	2.3
Telus Corp 4.80% 15-Dec-2028	2.3

# IPC Private Wealth Visio Income Pool Series I

How the fund is invested as at Jan 31, 2026

## Investment holdings

Domestic Bonds	(%) of NAV
Alberta Province 2.05% 01-Jun-2030	7.2
Ontario Province 2.70% 02-Jun-2029	7.1
BMO Aggregate Bond Index ETF (ZAG)	5.1
Canada Government 3.25% 01-Sep-2028	4.0
Canadian Imperial Bank of Commerce F/R 13-Jan-2032	2.8
Sagard Private Credit LP - CPVI3	2.5
JPMorgan Chase & Co 1.90% 05-Mar-2027	2.4
Bank of Nova Scotia 3.73% 27-Jun-2031	2.4
John Deere Financial Inc 4.95% 14-Jun-2027	2.3
Teranet Holdings LP 3.72% 23-Feb-2029	2.3
Telus Corp 4.80% 15-Dec-2028	2.3
Choice Properties REIT 2.85% 21-May-2027	2.2
Hydro One Inc 3.02% 05-Jan-2029	2.1
Dream Industrial REIT 2.54% 07-Dec-2026	2.0
Rogers Communications Inc 3.80% 01-Dec-2026	1.7
Manulife Bank of Canada 4.55% 08-Mar-2029	1.4
Total	49.8

International Equity	(%) of NAV
Mackenzie International Equity Index ETF (QDX)	14.7
Medtronic PLC	1.4
Chubb Ltd	1.3
Total	17.4

Canadian Equity	(%) of NAV
CCL Industries Inc CI B	1.3
Rogers Communications Inc CI B	1.3
Toronto-Dominion Bank	1.3
CGI Inc CI A	1.3
Boyd Group Services Inc	1.2
Alimentation Couche-Tard Inc	1.2
Restaurant Brands International Inc	1.1
Royal Bank of Canada	1.1
Canadian National Railway Co	1.0
Element Fleet Management Corp	1.0
Colliers International Group Inc	0.9
Metro Inc	0.9
CAE Inc	0.9
Total	14.5

US Equity	(%) of NAV
PPG Industries Inc	1.4
Merck & Co Inc	1.4
Amdocs Ltd	1.1
Comcast Corp CI A	1.0
NetApp Inc	0.9
Masco Corp	0.9
Anthem Inc	0.7
Qualcomm Inc	0.6
Total	8.0

Foreign Bonds	(%) of NAV
iShares Broad USD High Yield Corp Bond ETF (USHY)	4.0
iShares JP Morgan EM Corp Bond ETF (CEMB)	2.5
Total	6.5

Cash and Equivalents	(%) of NAV
Cash and Equivalents	2.8
Total	2.8

Income Trust Units	(%) of NAV
Canadian Apartment Properties REIT - Units	0.8
Total	0.8

TOTAL	100%
-------	------

# IPC Private Wealth Visio Income Pool Series I

## Why Invest with Counsel Portfolios

Our Portfolio Management team builds and maintains our portfolios based on in-depth analysis to align to a broad range of investor risk profiles. We take an unbiased approach when choosing our money managers by incorporating a proprietary and disciplined methodology for researching and selecting independent asset managers from across the globe. Each manager is monitored and held accountable to their mandate to help ensure our investors have the best chance at achieving their financial goals.

## Q4 2025 Fund Commentary

*Commentary and opinions are provided by Beutel, Goodman & Company Ltd., Mackenzie Financial Corporation, and Portfolio Solutions Group*

## Market Commentary

Global equities gained over the fourth quarter of 2025 and outperformed global bonds, which posted a small gain (all returns are in Canadian-dollar terms on a total-return basis). Stocks gained in large part due to the U.S. Federal Reserve Board (Fed) lowering interest rates over the quarter. However, returns were muted over concerns that artificial intelligence (AI) spending may be entering bubble territory.

The U.S. equity market advanced, posting a low-single-digit return. The health care sector was the strongest-performing sector. Canadian equities posted a gain and outperformed U.S. equities, getting a strong performance from the materials sector. EAFE equities advanced, underperforming Canadian equities but outperforming U.S. equities. Equities in the U.K. and Japan contributed to the performance of EAFE equities. Emerging markets equities also gained and slightly underperformed their developed market peers, with equities in Taiwan and India contributing to performance.

The FTSE Canada Universe Bond Index declined over the quarter. As government yields moved higher, government bond prices declined. Government bonds underperformed corporate bonds, which posted a small gain. Corporate bond prices benefited from narrowing credit spreads (the difference in yield between corporate and government bonds). Communication services sector bonds posted the largest increase in the corporate bonds sleeve. High-yield bond prices rose on a total-return basis and outperformed investment-grade corporate bonds.

The Bank of Canada, the Fed and the Bank of England lowered their policy interest rates. The European Central Bank held steady on its key interest rates, while the Bank of Japan raised its policy interest rate. The yield on 10-year Government of Canada bonds rose from 3.18% to 3.43%. Sovereign bond yields in the U.S., the U.K., Germany and Japan also increased.

## Performance

Exposures to Merck & Co. Inc., The Toronto-Dominion Bank (TD Bank) and Royal Bank of Canada contributed to performance. Merck reported increased sales and provided a pipeline update by noting 80 active phase III trials, 15 of which were initiated in 2025. TD Bank announced an additional \$6–\$7 billion in share buybacks in September and reported better-than-expected revenue growth, operating leverage, credit quality and expense control. Royal Bank of Canada posted better-than-expected earnings driven by capital markets and wealth management.

# IPC Private Wealth Visio Income Pool Series I

Relative exposures to Kimberly-Clark Corp., NetApp Inc. and Masco Corp. detracted from performance. Kimberly-Clark's announcement to purchase Kenvue Inc. was not well received by the market, leading to a decline in Kimberly-Clark's share price. NetApp reported better-than-expected results, but investors were concerned about the company's 2026 margins and rising memory prices. Masco saw lower sales, while profits were hurt by a lower volume and higher costs related to tariffs and raw materials.

At a sector level, stock selection in the financials and consumer discretionary sectors contributed to performance, as did an overweight exposure to the health care sector. No exposure to the energy sector also contributed to performance. Stock selection in the materials and consumer staples sector and overweight exposure to the industrials sector detracted from performance.

Relative exposure to Dream Industrial REIT (2.539%, 2026/12/07) contributed to performance. The company's credit rating was upgraded, supported by financial strength, operating results and a high-quality portfolio. The company also announced a joint venture with CPPIB Capital Inc. in December, recapitalizing some of its Canadian assets at values above its booked appraisals. A holding in Province of Alberta (2.05%, 2030/06/01) bonds detracted from performance as long-term yields rose, creating challenges for mid-to-longer-term bonds.

At a sector level, exposure to corporate bonds contributed to performance, while provincial bond exposure detracted from performance.

## Portfolio Activity

The sub-advisor added to Amdocs Ltd. and increased holdings in PPG Industries Inc., CGI Inc., Kimberly-Clark and Boyd Group Services Inc. American Express Co. was sold, and TD Bank was reduced.

Manulife Bank of Canada (4.546%, 2029/03/08) was added to the Fund. The sub-advisor is of the opinion that, the company should benefit from its conservative underwriting standards and a stable funding profile. The bond offered what the sub-advisor felt was an attractive yield for its investment grade rating. This bond was purchased with the proceeds of the sale of Manulife Bank of Canada (2.864%, 2027/02/16).

TELUS Corp. (4.8%, 2028/12/15) was increased based on the sub-advisor's positive view of the company's credit fundamentals and the bond's risk adjusted return profile.

## Outlook

In the portfolio manager's view, the final quarter of 2025 reinforced a stark divergence in global growth. The U.S. economy remains the anchor, with AI-driven productivity gains offsetting softer labour trends, while Canada, Europe and the U.K. continue to hover near stagnation.

Looking ahead, five forces shape the path into 2026. First, AI is delivering real-economy benefits even as equity leadership narrows and valuations stretch, increasing the risk that equity weakness spills into credit and tightens broader financial conditions. Second, China is stuck in low growth and persistent deflation, with policy focused on self-sufficiency and manufacturing scale over household demand, which exports disinflation through goods prices and keeps domestic yields anchored. Third, global trade remains fragmented as industrial policy, investment controls and regional supply chains reshape flows. This is an especially important watchpoint for Canada given sensitivity to U.S. policy and the North American trade framework review. Fourth, central banks are easing monetary policy cautiously, modestly in the U.S. and Canada, with more

# IPC Private Wealth Visio Income Pool Series I

room in Europe and the U.K., while Japan may continue gradual tightening. Central banks may lean on liquidity operations or slower balance-sheet runoff to stabilize bond markets if conditions turn disorderly. Fifth, fiscal pressures are building, making policy credibility and refinancing capacity decisive for market pricing.

Equity markets still reflect optimism, particularly in the U.S., where AI-linked earnings support elevated multiples, but concentration and sentiment extremes raise caution flags. Commodities remain mixed, with structural demand supporting gold and oil softer on ample supply. Private-credit growth and funding-market functioning warrant close attention as potential transmission channels for stress.

For investors, the focus remains resilience over precision, balancing U.S. exposure with broad diversification, maintaining liquidity and incorporating alternative income to navigate an environment where risks build quietly but can break suddenly.

Liquidity and flexibility remain central, allowing portfolios to absorb shocks tied to AI investment cycles, fiscal credibility shifts, bond-market volatility or trade-policy adjustments. Key risk monitors include equity-to-credit spillover, upside inflation surprises that slow the pace of easing, bond-market functioning, North American trade developments and fiscal signalling in high-refinancing jurisdictions.

A constructive upside remains in view. In the portfolio manager's view, if AI-driven productivity gains broaden across services and diffuse internationally, inflation pressures would ease, real incomes would strengthen and fiscal dynamics would improve, an important scenario to capture in allocation and rebalancing plans even if it is not the base case.

## Disclaimer

The commentaries on the company specific information and purchases and sales were provided by the fund manager. Canada Life Investment Management Ltd. will not be liable for any loss, or damages whatsoever, whether directly or indirectly incurred, arising out of the use or misuse of errors or omissions in any information contained in this commentary. The data provided in this commentary is for information purposes only and, except where otherwise indicated, is current as of December 31, 2025.

The views expressed in this commentary are those of fund manager as at the date of publication and are subject to change without notice. This commentary is presented only as a general source of information and is not intended as a solicitation to buy or sell specific investments, nor is it intended to provide tax or legal advice. Prospective investors should review the offering documents relating to any investment carefully before making an investment decision and should ask their Advisor for advice based on their specific circumstances.

The content of this commentary (including facts, views, opinions, recommendations, descriptions of or references to, products or securities) is not to be used or construed as investment advice, as an offer to sell or the solicitation of an offer to buy, or an endorsement, recommendation or sponsorship of any entity or security cited. Although we endeavour to ensure its accuracy and completeness, we assume no responsibility for any reliance upon it.

This document may contain forward-looking information which reflect our or third-party current expectations or forecasts of future events. Forward-looking information is inherently subject to, among other things, risks, uncertainties and assumptions that could cause actual results to differ materially from those expressed herein. These risks, uncertainties and assumptions include, without limitation, general economic, political and market factors, interest and foreign exchange rates, the volatility of equity and capital markets, business competition, technological change, changes in government regulations, changes in tax laws, unexpected judicial or regulatory proceedings and catastrophic events. Please consider these and other factors carefully and not place

## IPC Private Wealth Visio Income Pool Series I

undue reliance on forward-looking information. The forward-looking information contained herein is current only as of December 31, 2025. There should be no expectation that such information will in all circumstances be updated, supplemented or revised whether as a result of new information, changing circumstances, future events or otherwise.

There can be no assurance that the Fund's return or volatility targets will be met, or met over any particular time horizon. Targeted returns and volatility should be evaluated over the time period indicated and not over shorter periods. Targeted returns are not actual performance and should not be relied upon as an indication of actual or future performance.

Commissions, trailing commissions, management fees and expenses all may be associated with mutual fund investments. Please read the prospectus before investing. Mutual funds are not guaranteed, their values change frequently, and past performance may not be repeated.

Counsel Portfolios are managed by Canada Life Investment Management Ltd. Counsel Portfolios are distributed by Quadrus Investment Services Ltd., IPC Investment Corporation, and IPC Securities Corporation, and may also be available through other authorized dealers in Canada.

# IPC Private Wealth Visio Income Pool Series I

\*Minimum purchase for IPC Private Wealth Visio Pools is \$150,000. This may apply across Eligible Accounts. Please read the prospectus for details.

<sup>1</sup>The asset allocation weights depicted above represent the neutral allocations for the fund and may differ from the current allocation. The neutral allocation may comprise a combination of investments in equities, fixed income securities, securities that are designed to track a market index or other securities. Canada Life Investment Management Ltd., the portfolio manager of the fund, has the discretion to change the allocation without prior notice. <sup>2</sup>Effective holdings of the fund are held either directly, or through an underlying mutual fund. Asset allocations reflected are as a percentage of the fund's net asset value. Individual securities held by ETFs are not reflected in the Fund's Top Holdings listings. For money market fund reports: The current yield is an annualized historical yield based on the seven-day period ended on the date noted above and does not represent an actual one-year return. For information on the fund or any underlying Counsel funds, please read the Fund Facts, Simplified Prospectus and/or other reporting documents before investing, available at [www.counselportfolios.ca](http://www.counselportfolios.ca). All third-party marks are used with permission.

Note: Occasionally, a negative value may be reported for Cash holdings that reflects the sale of securities and/or redemption transactions that have not settled at month end.

Distribution of the chart, history standard and short-term reports are not permitted without including the fund profile long-term report. Commissions, trailing commissions, management fees, and expenses all may be associated with mutual fund investments. Please read the prospectus before investing. The performance data provided assumes reinvestment of distributions only and does not take into account sales, redemption, distribution, or optional charges or income taxes payable by any securityholder that would have reduced returns. Mutual fund securities are not covered by the Canada Deposit Insurance Corporation or by any other government deposit insurer. There can be no assurances that the fund will be able to maintain its net asset value per security at a constant amount or that the full amount of your investment in the fund will be returned to you. Past performance may not be repeated. Reports produced using this website are for information purposes only. Canada Life Investment Management Ltd., and their affiliates, representatives, and third-party content providers do not warrant the accuracy, completeness, or timeliness of this website or any content, and shall not be responsible for investment decisions, damages, or other losses resulting from the use of this website or its content. The only true report on unit values is the periodic statement prepared and sent by the mutual fund company. Counsel Portfolios are managed by Canada Life Investment Management Ltd. Counsel Portfolios are distributed by Quadrus Investment Services Ltd., IPC Investment Corporation, and IPC Securities Corporation, and may also be available through other authorized dealers in Canada.