

Counsel Retirement Accumulation Portfolio Series A

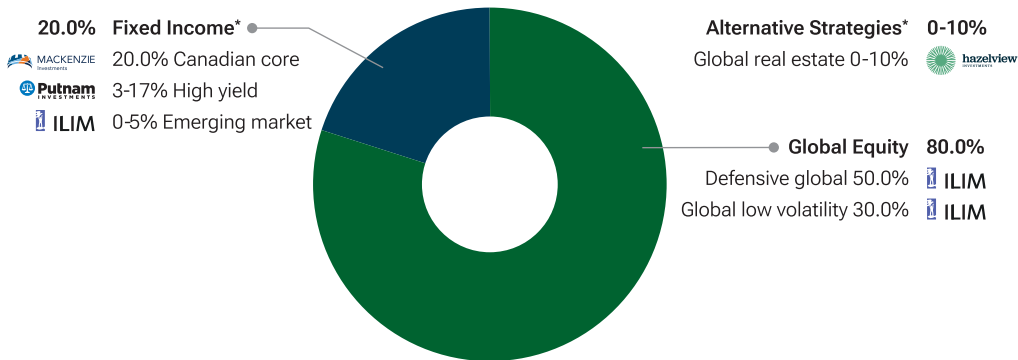
March 31, 2025

A globally diversified portfolio that seeks to provide long-term capital growth with the potential for capital accumulation by aiming to reduce the impact of sustained periods of negative performance from investment markets. The portfolio invests in global fixed-income securities and equity securities, either directly or through securities of other investment funds.

Is this portfolio right for you?

- Provides opportunity for capital growth and income with a conservative level of investment risk.
- Seeks to provide protection from sustained periods of market volatility.
- Monthly distributions.

Neutral portfolio allocation¹



*Target range is shown for these allocations because the neutral weight is 0%.

Annualized performance (%)

Period	1 mth	3 mths	6 mths	1 yr	3 yr	5 yr	10 yr	Inception return
Series A	-3.2	0.2	3.3	11.3	6.9	8.7	-	6.3

Performance (%) calendar year returns

Period	2015	2016	2017	2018	2019	2020	2021	2022	2023	2024	YTD
Series A	-	-	10.1	-4.4	13.9	1.3	14.4	-14.0	10.7	18.8	0.2

Historical performance (%) Current value of \$10,000



Key data

Fund type	Global Equity Balanced
Fund code	CGF256
Inception date	January 12, 2016
Mgmt. fee	1.95%
Admin. fee	0.25%
MER	2.48%

Distribution frequency

Income	Monthly
Capital gains	Annual
Distributions	\$0.25

Distributions represent the annual distributions paid during 2024

Risk tolerance

Low to Medium

Portfolio characteristics

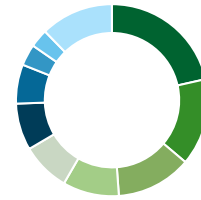
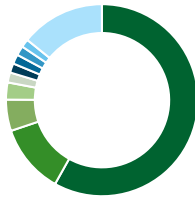
Dividend yield	2.5%
Yield to maturity	5.0%
Duration (years)	5.7
Average credit rating	BBB

Investment

Min.	Subsq.	RRSP eligible
\$500	\$100	Yes

Counsel Retirement Accumulation Portfolio Series A

How the fund is invested² as at Jan 31, 2025



Asset allocation	(%)	Geographic allocation	(%)	Sector allocation	(%)
US Equity	52.8	United States	58.6	Technology	21.5
International Equity	27.0	Canada	11.8	Fixed Income	14.7
Domestic Bonds	7.8	Japan	5.3	Financial Services	12.7
Foreign Bonds	6.9	United Kingdom	2.9	Healthcare	9.5
Cash and Equivalents	3.1	Switzerland	1.7	Consumer Services	8.2
Canadian Equity	1.6	China	1.6	Real Estate	7.9
Income Trust Units	0.9	Germany	1.6	Consumer Goods	6.6
		Ireland	1.6	Industrial Goods	3.6
		Taiwan	1.4	Cash and Cash Equivalent	3.1
		Other	14.3	Other	12.3

Top holdings

Underlying funds/holdings	(%) of NAV
Counsel Defensive Global Equity	53.9
Counsel Global Low Volatility Equity	25.2
Counsel Canadian Core Fixed Income	8.5
Counsel North American High Yield Bond	6.0
Counsel Global Real Estate	5.0
iJP Morgan EM Local Currency Bond ETF (LEMB)	1.5

Top equity holdings	(%) of NAV
Apple Inc	3.8
Microsoft Corp	3.1
NVIDIA Corp	2.6
Amazon.com Inc	1.7
Alphabet Inc Cl A	1.2
Tesla Inc	1.0
Meta Platforms Inc Cl A	0.9
Visa Inc Cl A	0.9
Mastercard Inc Cl A	0.7
Alphabet Inc Cl C	0.7

Top fixed income holdings	(%) of NAV
Ontario Province 3.80% 02-Dec-2034	0.4
Ontario Province 4.60% 02-Dec-2055	0.4
Canada Housing Trust No 1 1.90% 15-Sep-2026	0.4
Canada Government 2.75% 01-Dec-2055	0.3
Canada Government 3.00% 01-Jun-2034	0.3
Quebec Province 4.40% 01-Dec-2055	0.3
Quebec Province 4.45% 01-Sep-2034	0.2
Portage Capital Corp. 9.07% 05-Feb-2026	0.2
Canada Government 3.50% 01-Sep-2029	0.1
Canada Government 2.75% 01-Jun-2033	0.1

Counsel Retirement Accumulation Portfolio Series A

Why Invest with Counsel Portfolios

Our Portfolio Management team builds and maintains our portfolios based on in-depth analysis to align to a broad range of investor risk profiles. We take an unbiased approach when choosing our money managers by incorporating a proprietary and disciplined methodology for researching and selecting independent asset managers from across the globe. Each manager is monitored and held accountable to their mandate to help ensure our investors have the best chance at achieving their financial goals.

¹The asset allocation weights depicted above represent the neutral allocations for the fund and may differ from the current allocation. The neutral allocation may comprise a combination of investments in equities, fixed income securities, securities that are designed to track a market index or other securities. Canada Life Investment Management Ltd., the portfolio manager of the fund, has the discretion to change the allocation without prior notice. ²Effective holdings of the fund are held either directly, or through an underlying mutual fund. Asset allocations reflected are as a percentage of the fund's net asset value. Individual securities held by ETFs are not reflected in the Fund's Top Holdings listings. For money market fund reports: The current yield is an annualized historical yield based on the seven-day period ended on the date noted above and does not represent an actual one-year return. For information on the fund or any underlying Counsel funds, please read the Fund Facts, Simplified Prospectus and/or other reporting documents before investing, available at www.counselportfolios.ca. All third-party marks are used with permission.

Note: Occasionally, a negative value may be reported for Cash holdings that reflects the sale of securities and/or redemption transactions that have not settled at month end.

Distribution of the chart, history standard and short-term reports are not permitted without including the fund profile long-term report. Commissions, trailing commissions, management fees, and expenses all may be associated with mutual fund investments. Please read the prospectus before investing. The performance data provided assumes reinvestment of distributions only and does not take into account sales, redemption, distribution, or optional charges or income taxes payable by any securityholder that would have reduced returns. Mutual fund securities are not covered by the Canada Deposit Insurance Corporation or by any other government deposit insurer. There can be no assurances that the fund will be able to maintain its net asset value per security at a constant amount or that the full amount of your investment in the fund will be returned to you. Past performance may not be repeated. Reports produced using this website are for information purposes only. Canada Life Investment Management Ltd., and their affiliates, representatives, and third-party content providers do not warrant the accuracy, completeness, or timeliness of this website or any content, and shall not be responsible for investment decisions, damages, or other losses resulting from the use of this website or its content. The only true report on unit values is the periodic statement prepared and sent by the mutual fund company. Counsel mutual funds are managed by Canada Life Investment Management Ltd., a wholly owned indirect subsidiary of The Canada Life Assurance Company ("Canada Life"). Canada Life is a majority owned subsidiary of Great-West Lifeco Inc. (TSX: GWO) and a member of the Power Corporation of Canada group of companies.