

Counsel Global Dividend Series A

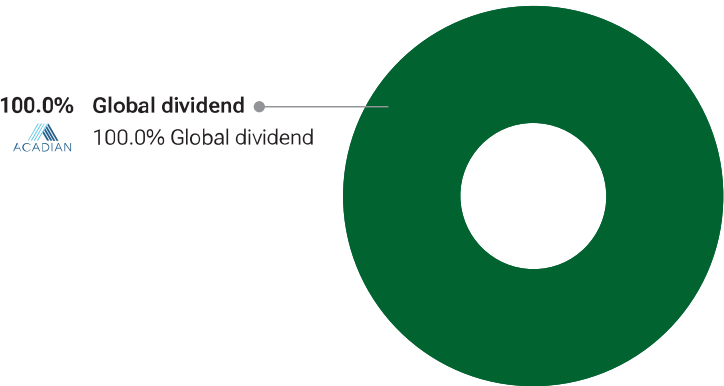
May 31, 2025

The fund seeks to earn dividend income and achieve long-term capital growth by investing primarily in global equity securities. The fund may also seek to protect the value of investments by investing in fixed-income securities, trusts, convertible securities, mortgage-backed securities and money market instruments of issuers anywhere in the world depending upon prevailing market conditions.

Is this portfolio right for you?

- Designed to provide investment income and the potential for capital growth.
- Offers exposure companies from across the entire global dividend-paying universe who are considered best able to sustain and raise their dividends payouts over time.
- Monthly distributions.

Neutral portfolio allocation¹



Annualized performance (%)

| Period | 1 mth | 3 mths | 6 mths | 1 yr | 3 yr | 5 yr | 10 yr | Inception return |
|----------|-------|--------|--------|------|------|------|-------|------------------|
| Series A | 3.6 | -4.4 | -0.9 | 7.5 | 10.4 | 11.1 | 6.3 | 8.3 |

Performance (%) calendar year returns

| Period | 2015 | 2016 | 2017 | 2018 | 2019 | 2020 | 2021 | 2022 | 2023 | 2024 | YTD |
|----------|------|------|------|------|------|------|------|------|------|------|------|
| Series A | 6.7 | 4.2 | 14.1 | -7.5 | 9.6 | 2.9 | 16.6 | -3.8 | 9.8 | 22.7 | -0.7 |

Historical performance (%) Current value of \$10,000



Key data

| | |
|----------------|---------------------------------|
| Fund type | Global Dividend & Income Equity |
| Fund code | CGF141 |
| Inception date | July 20, 2012 |
| Mgmt. fee | 1.90% |
| Admin. fee | 0.25% |
| MER | 2.38% |

Distribution frequency

| | |
|---------------|---------|
| Income | Monthly |
| Capital gains | Annual |
| Distributions | \$1.79 |

Distributions represent the annual distributions paid during 2024

Risk tolerance

Medium

Portfolio characteristics

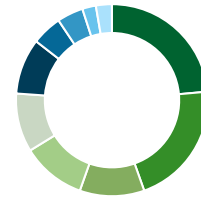
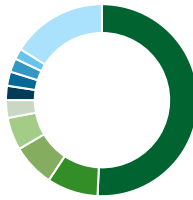
| | |
|----------------|------|
| Dividend yield | 3.7% |
|----------------|------|

Investment

| | | |
|-------|--------|---------------|
| Min. | Subsq. | RRSP eligible |
| \$500 | \$100 | Yes |

Counsel Global Dividend Series A

How the fund is invested² as at Mar 31, 2025



| Asset allocation | (%) | Geographic allocation | (%) | Sector allocation | (%) |
|----------------------|------|-----------------------|------|---------------------|------|
| US Equity | 50.6 | United States | 50.8 | Technology | 23.6 |
| International Equity | 45.8 | China | 8.6 | Financial Services | 21.0 |
| Canadian Equity | 2.5 | Taiwan | 7.2 | Telecommunications | 10.9 |
| Cash and Equivalents | 1.0 | Switzerland | 5.5 | Consumer Goods | 10.8 |
| Income Trust Units | 0.1 | Canada | 3.0 | Healthcare | 9.9 |
| | | Australia | 2.4 | Consumer Services | 9.4 |
| | | Spain | 2.4 | Energy | 5.1 |
| | | Thailand | 2.3 | Industrial Services | 4.4 |
| | | Norway | 1.8 | Industrial Goods | 2.3 |
| | | Other | 16.1 | Other | 2.7 |

Top holdings

| Top equity holdings | (%) of NAV |
|-----------------------------|------------|
| Cisco Systems Inc | 3.8 |
| Roche Holding AG - Partcptn | 3.6 |
| Verizon Communications Inc | 3.3 |
| Comcast Corp Cl A | 2.9 |
| Suncor Energy Inc | 2.5 |
| Travelers Cos Inc | 2.3 |
| Booking Holdings Inc | 2.2 |
| Merck & Co Inc | 2.2 |
| Meta Platforms Inc Cl A | 2.1 |
| PepsiCo Inc | 2.1 |

Why Invest with Counsel Portfolios

Our Portfolio Management team builds and maintains our portfolios based on in-depth analysis to align to a broad range of investor risk profiles. We take an unbiased approach when choosing our money managers by incorporating a proprietary and disciplined methodology for researching and selecting independent asset managers from across the globe. Each manager is monitored and held accountable to their mandate to help ensure our investors have the best chance at achieving their financial goals.

Counsel Global Dividend Series A

Q1 2025 Fund Commentary

Market Commentary

Global equities declined over the quarter amid volatility and a complex macroeconomic backdrop. Frequent tariff changes created uncertainty, sparking recession fears. February's new tariffs on imports from Mexico, Canada and China led to market turbulence in March. The U.S. administration also announced tariffs on steel, aluminum and automobiles, increasing economic instability.

European markets were resilient despite challenges, driven by an increase in defence spending. Emerging markets outperformed developed markets, led by strong performance from Chinese and South Korean stocks. China's economy performed well, with strong retail sales and industrial output supporting asset markets. In response to rising uncertainty, investors moved toward lower-risk assets, driving gold prices higher toward the end of the quarter.

Performance

The Fund's relative exposure to Banca Popolare di Sondrio SCPA and Unicaja Banco SA had a positive impact on performance. Lack of exposure to Toyota Motor Corp. was also positive. Relative exposure to Alphabet Inc. and Infosys Ltd., and lack of exposure to Philip Morris International Inc., had a negative impact on performance.

Stock selection and an overweight position in Italy had a positive impact on the Fund's performance. Stock selection and an overweight position in the U.S. had a negative impact.

At the sector level, stock selection in financials, as well as stock selection and an underweight position in materials, were positive for performance. Stock selection in the communication services sector, as well as stock selection and an overweight position in information technology, were negative.

Portfolio Activity

The sub-advisor purchased Johnson & Johnson, PepsiCo Inc. and Meta Platforms Inc. as they were attractive investment opportunities. For the same reason, the sub-advisor increased Verizon Communications Inc. and Cisco Systems Inc.

MetLife Inc. and The Hartford Insurance Group Inc. were sold because they became less attractive investment opportunities. Similarly, the sub-advisor reduced Cintas Corp.

Outlook

Over the quarter, proportionally more of the portfolio's assets flowed into Canada, Thailand and Spain relative to the benchmark. Proportionally more assets flowed out of the U.S., the Netherlands and Sweden.

Proportionally more of the portfolio's assets flowed into the communication services, health care and consumer discretionary sectors relative to the benchmark. Proportionally more assets flowed out of the information technology, industrials and financials sectors.

At the regional level, the Fund's largest relative overweight exposures were to China, Taiwan and Thailand. The biggest relative underweight exposures were to the U.K., Japan and Germany.

Counsel Global Dividend Series A

At the sector level, the largest relative overweight exposures were to the communication services, information technology and financials sectors. The biggest relative underweight exposures were to the consumer staples, utilities and energy sectors.

Disclaimer

The commentaries on the company specific information and purchases and sales were provided by the fund manager. Canada Life Investment Management Ltd. will not be liable for any loss, or damages whatsoever, whether directly or indirectly incurred, arising out of the use or misuse of errors or omissions in any information contained in this commentary. The data provided in this commentary is for information purposes only and, except where otherwise indicated, is current as of Mar. 31, 2025.

The views expressed in this commentary are those of fund manager as at the date of publication and are subject to change without notice. This commentary is presented only as a general source of information and is not intended as a solicitation to buy or sell specific investments, nor is it intended to provide tax or legal advice. Prospective investors should review the offering documents relating to any investment carefully before making an investment decision and should ask their Advisor for advice based on their specific circumstances.

The content of this commentary (including facts, views, opinions, recommendations, descriptions of or references to, products or securities) is not to be used or construed as investment advice, as an offer to sell or the solicitation of an offer to buy, or an endorsement, recommendation or sponsorship of any entity or security cited. Although we endeavour to ensure its accuracy and completeness, we assume no responsibility for any reliance upon it.

This document may contain forward-looking information which reflect our or third-party current expectations or forecasts of future events. Forward-looking information is inherently subject to, among other things, risks, uncertainties and assumptions that could cause actual results to differ materially from those expressed herein. These risks, uncertainties and assumptions include, without limitation, general economic, political and market factors, interest and foreign exchange rates, the volatility of equity and capital markets, business competition, technological change, changes in government regulations, changes in tax laws, unexpected judicial or regulatory proceedings and catastrophic events. Please consider these and other factors carefully and not place undue reliance on forward-looking information. The forward-looking information contained herein is current only as of Mar. 31, 2025. There should be no expectation that such information will in all circumstances be updated, supplemented or revised whether as a result of new information, changing circumstances, future events or otherwise.

There can be no assurance that the Fund's return or volatility targets will be met, or met over any particular time horizon. Targeted returns and volatility should be evaluated over the time period indicated and not over shorter periods. Targeted returns are not actual performance and should not be relied upon as an indication of actual or future performance.

Commissions, trailing commissions, management fees and expenses all may be associated with mutual fund investments. Please read the prospectus before investing. Mutual funds are not guaranteed, their values change frequently, and past performance may not be repeated.

Counsel mutual funds are managed by Canada Life Investment Management Ltd., a wholly owned indirect subsidiary of The Canada Life Assurance Company ("Canada Life"). Canada Life is a wholly owned subsidiary of Great West-Lifeco Inc. (TSX: GWO) and a member of the Power Corporation Group of companies.

Counsel Global Dividend Series A

¹The asset allocation weights depicted above represent the neutral allocations for the fund and may differ from the current allocation. The neutral allocation may comprise a combination of investments in equities, fixed income securities, securities that are designed to track a market index or other securities. Canada Life Investment Management Ltd., the portfolio manager of the fund, has the discretion to change the allocation without prior notice. ²Effective holdings of the fund are held either directly, or through an underlying mutual fund. Asset allocations reflected are as a percentage of the fund's net asset value. Individual securities held by ETFs are not reflected in the Fund's Top Holdings listings. For money market fund reports: The current yield is an annualized historical yield based on the seven-day period ended on the date noted above and does not represent an actual one-year return. For information on the fund or any underlying Counsel funds, please read the Fund Facts, Simplified Prospectus and/or other reporting documents before investing, available at www.counselportfolios.ca. All third-party marks are used with permission.

Note: Occasionally, a negative value may be reported for Cash holdings that reflects the sale of securities and/or redemption transactions that have not settled at month end.

Distribution of the chart, history standard and short-term reports are not permitted without including the fund profile long-term report. Commissions, trailing commissions, management fees, and expenses all may be associated with mutual fund investments. Please read the prospectus before investing. The performance data provided assumes reinvestment of distributions only and does not take into account sales, redemption, distribution, or optional charges or income taxes payable by any securityholder that would have reduced returns. Mutual fund securities are not covered by the Canada Deposit Insurance Corporation or by any other government deposit insurer. There can be no assurances that the fund will be able to maintain its net asset value per security at a constant amount or that the full amount of your investment in the fund will be returned to you. Past performance may not be repeated. Reports produced using this website are for information purposes only. Canada Life Investment Management Ltd., and their affiliates, representatives, and third-party content providers do not warrant the accuracy, completeness, or timeliness of this website or any content, and shall not be responsible for investment decisions, damages, or other losses resulting from the use of this website or its content. The only true report on unit values is the periodic statement prepared and sent by the mutual fund company. Counsel mutual funds are managed by Canada Life Investment Management Ltd., a wholly owned indirect subsidiary of The Canada Life Assurance Company ("Canada Life"). Canada Life is a majority owned subsidiary of Great-West Lifeco Inc. (TSX: GWO) and a member of the Power Corporation of Canada group of companies.